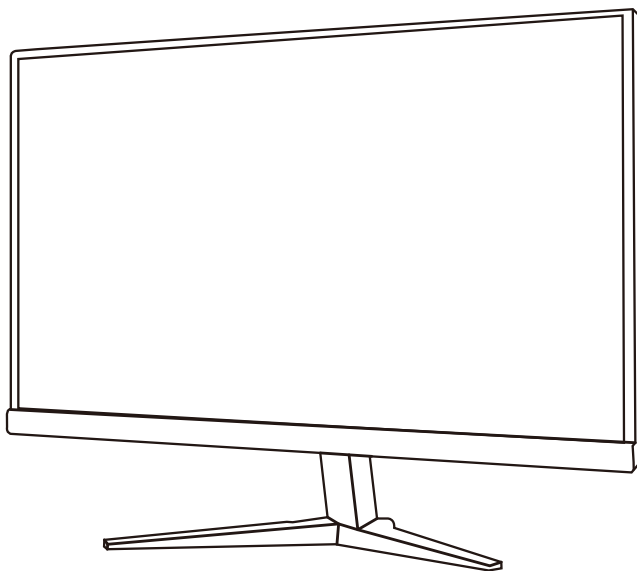


acer



LCD Monitor KG2 series-KG252Q

USER GUIDE

Acer LCD Monitor Quick Start Guide (QSG)

Important safety instructions

Please read the following instructions carefully.

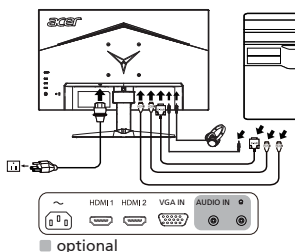
- To clean the LCD monitor screen:
 - Turn off the LCD monitor and unplug the power cord.
 - Spray a non-solvent cleaning solution onto a rag and clean the screen gently.
- Do not place the LCD monitor near a window. Exposing the monitor to rain, moisture or sunlight can severely damage it.
- Do not apply pressure to the LCD screen. Excessive pressure may cause permanent damage to the display.
- Do not remove the cover or attempt to service this unit yourself. An authorized technician should perform servicing of any nature.
- Store the LCD monitor in a room with a temperature of -20°C to 60°C (-4°F to 140°F). Storing the LCD monitor outside this range may result in permanent damage.
- Immediately unplug your monitor and call an authorized technician if any of the following circumstances occur:
 - Monitor-to-PC signal cable is frayed or damaged.
 - Liquid spills onto the LCD monitor or the monitor is exposed to rain.
 - The LCD monitor or case is damaged.

Attaching the monitor to the base

- Remove the monitor from the packaging.
- Attach the footstand to the base. (for selected models).
- Turn clockwise to lock. Ensure that the base is locked onto the stand. (for selected models)
- Secure the base to the stand by turning the screw using the intergrated tab or a suitable coin. (for selected models)

Connecting your monitor to a computer

- Turn off your computer and unplug your computer's power cord.
- Connect the signal cable to the VGA (optional) and/or HDMI (optional) input socket of the monitor, and the VGA (optional) and/or HDMI (optional) output socket of the graphics card on the computer. Then tighten the thumbscrews on the signal cable connector.
- Optional: Connect the audio input socket (AUDIO IN) of the LCD monitor and the line-out port on the computer with the audio cable.
- Insert the monitor power cable into the power port at the back of the monitor.
- Plug the power cords of your computer and your monitor into a nearby electrical outlet.



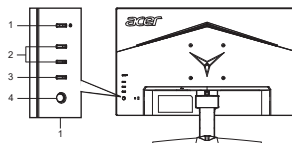
Note: Audio output is only for audio output model. Please check user manual for more instruction.

AMD Freesync(HDMI):

It can allow a AMD Freesync supported graphics source to dynamically adjust display refresh rate based on typical content frame rates for power efficient, virtually stutter free and low-latency display update.

External controls

NO.	Item	Description
1	Power button/indicator	Turns the monitor on/off. Blue indicates power on. Amber indicates standby/power saving mode.
2	Hotkey 1, 2 buttons	Press to activate user defined hotkey function.
3	Input button	Press to toggle input sources.
4	Navi/OK button	Press to activate the OSD menu, then use it as directional key to highlight the desired function. Press it again to enter a selection.



Regulations and safety notices

FCC notices

This device has been tested and found to comply with the limits for a Class B digital device pursuant to Part 15 of the FCC rules. These limits are designed to provide reasonable protection against harmful interference in a residential installation. This device generates, uses, and can radiate radio frequency energy and, if not installed and used in accordance with the instructions, may cause harmful interference to radio communications. However, there is no guarantee that interference will not occur in a particular installation. If this device does cause harmful interference to radio or television reception, which can be determined by turning the device off and on, the user is encouraged to try to correct the interference by one or more of the following measures:

- Reorient or relocate the receiving antenna.
- Increase the separation between the device and receiver.
- Connect the device into an outlet on a circuit different from that to which the receiver is connected.
- Consult the dealer or an experienced radio/television technician for help.

CE declaration of conformity

Hereby, Acer Inc., declares that this LCD monitor is in compliance with the essential requirements and other relevant provisions of EMC Directive 2014/30/EU, Low Voltage Directive 2014/35/EU, and RoHS Directive 2011/65/EU and Directive 2009/125/EC with regard to establishing a framework for the setting of ecodesign requirements for energy-related product.

Notice: Shielded cables

All connections to other computing devices must be made using shielded cables to maintain compliance with EMC regulations.

Notice: Peripheral devices

Only peripherals (input/output devices, terminals, printers, etc.) certified to comply with the Class B limits may be attached to this equipment. Operation with non-certified peripherals is likely to result in interference to radio and TV reception.

Caution

Changes or modifications not expressly approved by the manufacturer could void the user authority, which is granted by the Federal Communications Commission, to operate this product.

In order to prevent damage to the monitor, do not lift the monitor by its base.

Operation conditions

This device complies with Part 15 of the FCC Rules. Operation is subject to the following two conditions: (1) this device may not cause harmful interference, and (2) this device must accept any interference received, including interference that may cause undesired operation.

Notice: Canadian users

CAN ICES-3(B)/NMB-3(B)

Disposal of waste equipment by user in private household in the European Union



This symbol on the product or on its packaging indicates that this product must not be disposed of with your other household waste. Instead, it is your responsibility to dispose of your waste equipment by handing it over to a designated collection point for the recycling of waste electrical and electronic equipment. The separate collection and recycling of your waste equipment at the time of disposal will help to conserve natural resources and ensure that it is recycled in a manner that protects human health and the environment. For more information about where you can drop off your waste equipment for recycling, please contact your local city office, your household waste disposal service or the shop where you purchased the product.

Acer monitor is purposed for video and visual display of information obtained from electronic devices.

SPECIFICATION

LCD Panel	Driving system	TFT Color LCD	
	Size	24.5"W (62cm)	
	Pixel pitch	0.2832mm(H) x 0.2802mm(V)	
	Brightness	250cd/m ² (Typical)	
	Contrast	100,000,000:1Max. (ACM)	
	Viewable angle	178° (H) 178° (V) (CR=10) (Typical)	
	Response time	1ms(VRB)	
	Panel Type	In-Plane Switching	
	H-Frequency	30-85KHz	
V-Frequency	56~76Hz		
Display Colors		16.7M Colors	
Dot Clock		HDMI: 174.5 MHz VGA: 148.5 MHz	
Max. Resolution		HDMI: 1920 x 1080 @ 75 Hz VGA: 1920 x 1080 @ 60 Hz	
Plug & Play		VESA DDCCI/DDC2B	
Energy Efficiency Class		A+	
*Annual Energy Consumption		26 (kWh) (for HDMI-input Model)	
Power consumption @200cd/m ²	ON Mode	18W(typ.)	
	Sleep Mode	0.36W(typ.)	
	Off Mode	0.27W(typ.)	
Input Connector		D-Sub HDMI (Only HDMI Model)	
Input Video Signal		Analog:0.7Vp-p(standard), 75 OHM, Positive HDMI signal (Only HDMI-Input Model)	
Speakers		2W x 2 (Only Audio-Input Model)	
Audio		Audio-Input (Only Audio-Input Model) Audio-Output (Only Audio-Output Model)	
Maximum Screen Size		Horizontal:543.744mm Vertical:302.616mm	
Power Source		100-240V~, 50/60Hz	
Environmental Considerations		Operating Temp: 0°C to 40°C Storage Temp: -20°C to 60°C Operating Humidity: 20% to 80%	
Dimensions		557.8(W) x 416.4(H) x 239.6(D)mm	
Weight (N. W.)		4.25kg Unit (net)	
Mechanism spec		Tilt: -5° to +15° Swivel: No Height adjustment: No Pivot: No Detachable foot stand: Yes	
External Controls:	Functions	Brightness Contrast Black Boost Blue Light ACM Super Sharpness Auto Config H. Position V. Position Focus Clock Gamma Color Temp. Modes sRGB Mode Grayscale Mode 6-axis Hue 6-axis Saturate Volume Mute	Over Drive AMD Freesync VRB Aim point Language OSD Timeout Transparency Refresh Rate Num OSD Lock Input Auto Source Wide Mode Hot Key Assignment DDC/CI HDMI Black Level Quick Start Mode Information Reset All Settings Exit
* All specifications are subject to change without notice.			

Find manuals and other documents for your Acer product on the official Acer support website.

*Annual energy consumption is calculated using the typical power consumption 4 hours per day, 365 days per year.



Acer Incorporated
8F, 88, Sec. 1, Xintai 5th Rd., Xizhi
New Taipei City 221, Taiwan

Declaration of Conformity

We,

Acer Incorporated
8F, 88, Sec. 1, Xintai 5th Rd., Xizhi, New Taipei City 221, Taiwan

And,

Acer Italy s.r.l.
Viale delle Industrie 1/A, 20020 Arese (MI), Italy
Tel: +39-02-939-921 ,Fax: +39-02 9399-2913
www.acer.it

Product:	LCD Monitor
Trade Name:	Acer
Model Number:	KG252Q
SKU Number:	KG252Q XXXXXX
	(*"x" = 0-9, a ~ z, A ~ Z, or blank)

We, Acer Incorporated, hereby declare under our sole responsibility that the product described above is in conformity with the relevant Union harmonization legislations as below Directive and following harmonized standards and/or other relevant standards have been applied:

EMC Directive: 2014/30/EU

<input checked="" type="checkbox"/> EN 55032:2012/AC:2013 Class B	<input checked="" type="checkbox"/> EN 55035:2017
<input checked="" type="checkbox"/> EN 61000-3-2:2014 Class D	<input checked="" type="checkbox"/> EN 61000-3-3:2013

LVD Directive: 2014/35/EU

<input checked="" type="checkbox"/> EN 60950-1:2006/A11:2009/A1:2010/A12:2011/A2:2013

RoHS Directive: 2011/65/EU

<input checked="" type="checkbox"/> EN 50581:2012

ErP Directive: 2009/125/EC

<input checked="" type="checkbox"/> Regulation (EC) No. 1275/ 2008; EN 50564:2011

Year to begin affixing CE marking: 2019.

RU Jan / Sr. Manager
Acer Incorporated (Taipei, Taiwan)

Dec. 16, 2019
Date



Acer Incorporated
8F, 88, Sec. 1, Xintai 5th Rd., Xizhi
New Taipei City 221, Taiwan

Konformitätserklärung

Wir,

Acer Incorporated
8F, 88, Sec. 1, Xintai 5th Rd., Xizhi, New Taipei City 221, Taiwan,

Und

Acer Italy s.r.l.
Viale delle Industrie 1/A, 20020 Arese (MI), Italy
Tel: +39-02-939-921 ,Fax: +39-02 9399-2913
www.acer.it

Produkt: LCD-Monitor
Handelsbezeichnung: Acer
Modellnummer: KG252Q
Artikelnummer: KG252Q XXXXXX
(„x“ = 0 bis 9, a bis z, A bis Z oder Leerzeichen)

Wir, Acer Incorporated, erklären hiermit in alleiniger Verantwortung, dass das oben beschriebene Produkt mit den relevanten Angleichungsrechtsvorschriften der Union entsprechend der nachstehenden Richtlinie übereinstimmt und folgende harmonisierte Standards und/oder anderen relevanten Standards angewandt wurden:

EMV-Richtlinie: 2014/30/EU

<input checked="" type="checkbox"/> EN 55032:2012/AC:2013 Klasse B	<input checked="" type="checkbox"/> EN 55035:2017
<input checked="" type="checkbox"/> EN 61000-3-2:2014 Klasse D	<input checked="" type="checkbox"/> EN 61000-3-3:2013

LVD-Richtlinie: 2014/35/EU

<input checked="" type="checkbox"/> EN 60950-1:2006/A11:2009/A1:2010/A12:2011/A2:2013

RoHS-Richtlinie: 2011/65/EU

<input checked="" type="checkbox"/> EN 50581:2012

Ökodesign-Richtlinie (ErP): 2009/125/EG

<input checked="" type="checkbox"/> Verordnung (EG) Nr. 1275/ 2008; EN 50564:2011

Jahr, in dem mit der Anbringung der CE-Kennzeichnung begonnen wird: 2019.

RU Jan / leitender Manager
Acer Incorporated (Taipeh, Taiwan)

Dec. 16, 2019
Datum



Acer Incorporated
8F, 88, Sec. 1, Xintai 5th Rd., Xizhi
New Taipei City 221, Taiwan

Déclaration de conformité

Nous,

Acer Incorporated

8F, 88, Sec. 1, Xintai 5th Rd., Xizhi, New Taipei City 221, Taiwan

Et,

Acer Italy s.r.l.

Viale delle Industrie 1/A, 20020 Arese (MI), Italy

Tel: +39-02-939-921 ,Fax: +39-02 9399-2913

www.acer.it

Produit :	Moniteur LCD
Nom commercial :	Acer
Numéro de modèle :	KG252Q
Numéro SKU :	KG252Q XXXXXX
	("x" = 0-9, a~z, A~Z, ou blanc)

Nous, Acer Incorporated, déclarons par la présente, sous notre seule responsabilité, que le produit décrit ci-dessus est conforme aux législations d'harmonisation pertinentes de l'Union comme la directive ci-dessous, et que les normes harmonisées suivantes et / ou d'autres normes pertinentes ont été appliquées :

Directive CEM : 2014/30/UE

EN 55032:2012/AC:2013 Classe B

EN 55035:2017

EN 61000-3-2:2014 Classe D

EN 61000-3-3:2013

Directive LVD : 2014/35/UE

EN 60950-1:2006/A11:2009/A1:2010/A12:2011/A2:2013

Directive RoHS : 2011/65/UE

EN 50581:2012

Directive ErP : 2009/125/CE

Règlementation (CE) n° 1275/2008; EN 50564:2011

Année de début concernant l'apposition du marquage CE : 2019.

RU Jan / Dirigeant
Acer Incorporated (Taipei, Taiwan)

Dec. 16, 2019
Date



Acer Incorporated
8F, 88, Sec. 1, Xintai 5th Rd., Xizhi
New Taipei City 221, Taiwan

Declaración de conformidad

Nosotros,

Acer Incorporated

8F, 88, Sec. 1, Xintai 5th Rd., Xizhi, New Taipei City 221, Taiwán

Y,

Acer Italy s.r.l.

Viale delle Industrie 1/A, 20020 Arese (MI), Italy

Tel: +39-02-939-921 ,Fax: +39-02 9399-2913

www.acer.it

Producto:	Monitor LCD
Nombre comercial:	Acer
Número de modelo:	KG252Q
Número de Referencia (SKU):	KG252Q XXXXXX
	("x" = 0-9, a ~ z, A ~ Z, o en blanco)

Nosotros, Acer Incorporated, por la presente declaramos bajo nuestra exclusiva responsabilidad que el producto descrito anteriormente cumple con la normativa de armonización correspondiente en la Unión Europea, la Directiva a continuación y las siguientes normas armonizadas y/o se han aplicado otras normas pertinentes:

Directiva CEM: 2014/30/UE

EN 55032:2012/AC:2013 Clase B

EN 55035:2017

EN 61000-3-2:2014 Clase D

EN 61000-3-3:2013

Directiva de baja tensión: 2014/35/UE

EN 60950-1:2006/A11:2009/A1:2010/A12:2011/A2:2013

Directiva RoHS: 2011/65/UE

EN 50581:2012

Directiva ErP: 2009/125/CE

Reglamento (CE) N° 1275/ 2008; EN 50564:2011

Año para empezar a aplicar el marcado CE: 2019.

RU Jan / Administrador Superior
Acer Incorporated (Taipei, Taiwán)

Dec. 16, 2019
Fecha



Acer Incorporated
8F, 88, Sec. 1, Xintai 5th Rd., Xizhi
New Taipei City 221, Taiwan

Dichiarazione di conformità

Con la presente,

Acer Incorporated

8F, 88, Sec. 1, Xintai 5th Rd., Xizhi, New Taipei City 221, Taiwan

E,

Acer Italy s.r.l.

Viale delle Industrie 1/A, 20020 Arese (MI), Italy

Tel: +39-02-939-921 ,Fax: +39-02 9399-2913

www.acer.it

Prodotto: Monitor LCD
Denominazione commerciale: Acer
Numero modello: KG252Q
Numero articolo (SKU): KG252Q XXXXXX
("x" = 0~9, a~z, A~Z, o spazio)

Acer Incorporated, dichiara sotto la propria responsabilità che il prodotto sopra descritto è conforme alle pertinenti normative di armonizzazione dell'Unione, come le Direttive che seguono, e che sono state applicate le seguenti norme armonizzate e/o altre norme pertinenti:

Direttiva EMC: 2014/30/UE

EN 55032:2012/AC:2013 Classe B

EN 55035:2017

EN 61000-3-2:2014 Classe D

EN 61000-3-3:2013

Direttiva LVD: 2014/35/EU

EN 60950-1:2006 / A11:2009 / A1:2010 / A12:2011 / A2:2013

Direttiva RoHS: 2011/65/UE

EN 50581:2012

Direttiva ErP: 2009/125/CE

Regolamento (CE) numero 1275/ 2008; EN 50564:2011

Anno per iniziare l'apposizione della marcatura CE: 2019.

RU Jan / Senior Manager
Acer Incorporated (Taipei, Taiwan)

Dec. 16, 2019
Data



Acer Incorporated
8F, 88, Sec. 1, Xintai 5th Rd., Xizhi
New Taipei City 221, Taiwan

Conformiteitverklaring

Wij,

Acer Incorporated
8F, 88, Sec. 1, Xintai 5th Rd., Xizhi, New Taipei City 221, Taiwan

En,

Acer Italy s.r.l.
Viale delle Industrie 1/A, 20020 Arese (MI), Italy
Tel: +39-02-939-921 ,Fax: +39-02 9399-2913
www.acer.it

Product: LCD-monitor
Handelsnaam: Acer
Modelnummer: KG252Q
SKU-nummer: KG252Q XXXXXX
("x" = 0~9, a~z, A~Z, of leeg)

Wij, Acer Incorporated, verklaren hierbij onder exclusieve verantwoordelijkheid dat het hierboven beschreven product voldoet aan de relevante wetten op harmonisering in de Unie zoals in de onderstaande Richtlijn en dat de geharmoniseerde normen en/of andere relevante standaarden werden toegepast:

EMC-richtlijn: 2014/30/EU

<input checked="" type="checkbox"/> EN 55032:2012/AC:2013 Klasse B	<input checked="" type="checkbox"/> EN 55035:2017
<input checked="" type="checkbox"/> EN 61000-3-2:2014 Klasse D	<input checked="" type="checkbox"/> EN 61000-3-3:2013

LVD-richtlijn: 2014/35/EU

<input checked="" type="checkbox"/> EN 60950-1:2006/A11:2009/A1:2010/A12:2011/A2:2013

RoHS-richtlijn: 2011/65/EU

<input checked="" type="checkbox"/> EN 50581:2012

ErP-richtlijn: 2009/125/EG

<input checked="" type="checkbox"/> Verordening (EG) nr. 1275/ 2008; EN 50564:2011
--

Jaar om de CE-markering te beginnen aanbrengen: 2019.

RU Jan / Sr. Manager
Acer Incorporated (Taipei, Taiwan)

Dec. 16, 2019
Date



Acer Incorporated
8F, 88, Sec. 1, Xintai 5th Rd., Xizhi
New Taipei City 221, Taiwan

Português
brasileiro

Declaração de Conformidade

Nós,

Acer Incorporated
8F, 88, Sec. 1, Xintai 5th Rd., Xizhi, New Taipei City 221, Taiwan

E,

Acer Italy s.r.l.
Viale delle Industrie 1/A, 20020 Arese (MI), Italy
Tel: +39-02-939-921 ,Fax: +39-02 9399-2913
www.acer.it

Produto:	Monitor LCD
Designação comercial:	Acer
Número do modelo:	KG252Q
Número SKU:	KG252Q XXXXXX

("x" = 0~9, a~z, A~Z, ou espaço em branco)

Nós, Acer Incorporated, declaramos sob nossa exclusiva responsabilidade que o produto acima descrito está em conformidade com a legislação de harmonização da União e que foram aplicadas as Diretivas e normas indicadas abaixo e/ou outras normas relevantes:

Diretiva CEM: 2014/30/UE

<input checked="" type="checkbox"/> EN 55032:2012/AC:2013 Classe B	<input checked="" type="checkbox"/> EN 55035:2017
<input checked="" type="checkbox"/> EN 61000-3-2:2014 Classe D	<input checked="" type="checkbox"/> EN 61000-3-3:2013

Diretiva LVD: 2014/35/UE

<input checked="" type="checkbox"/> EN 60950-1:2006/A11:2009/A1:2010/A12:2011/A2:2013

Diretiva RSP: 2011/65/UE

<input checked="" type="checkbox"/> EN 50581:2012

Diretiva ErP: 2009/125/CE

<input checked="" type="checkbox"/> Regulamentação (CE) N°. 1275/ 2008; EN 50564:2011

Ano para iniciar a utilização da marca CE: 2019.

RU Jan / Administrador
Acer Incorporated (Taipé, Taiwan)

Dec. 16, 2019
Data



Recyclable Paper

