


acer



LCD Monitor B7 series-BW257

USER GUIDE

Acer LCD Monitor Quick Start Guide (QSG)

Important safety instructions

Please read the following instructions carefully.

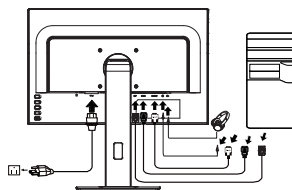
- To clean the LCD monitor screen:
 - Turn off the LCD monitor and unplug the power cord.
 - Spray a non-solvent cleaning solution onto a rag and clean the screen gently.
- Do not place the LCD monitor near a window. Exposing the monitor to rain, moisture or sunlight can severely damage it.
- Do not apply pressure to the LCD screen. Excessive pressure may cause permanent damage to the display.
- Do not remove the cover or attempt to service this unit yourself. An authorized technician should perform servicing of any nature.
- Store the LCD monitor in a room with a temperature of -20°C to 60°C (-4°F to 140°F). Storing the LCD monitor outside this range may result in permanent damage.
- Immediately unplug your monitor and call an authorized technician if any of the following circumstances occur:
 - Monitor-to-PC signal cable is frayed or damaged.
 - Liquid spills onto the LCD monitor or the monitor is exposed to rain.
 - The LCD monitor or case is damaged.

Attaching the monitor to the base

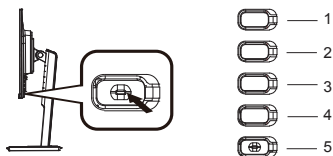
- Remove the monitor from the packaging.
- Attach the footstand to the base. (for selected models).
- Turn clockwise to lock. Ensure that the base is locked onto the stand. (for selected models)
- Secure the base to the stand by turning the screw using the intergrated tab or a suitable coin. (for selected models)

Connecting your monitor to a computer





- Turn off your computer and unplug your computer's power cord.
- Connect the signal cable to the DP (optional) and/or VGA (optional) and/or HDMI (optional) input socket of the monitor, and the VGA (optional) and/or DP (optional) and/or HDMI (optional) output socket of the graphics card on the computer. Then tighten the thumbscrews on the signal cable connector.
- Optional: Connect the audio input socket (AUDIO IN) of the LCD monitor and the line-out port on the computer with the audio cable.
- Insert the monitor power cable into the power port at the back of the monitor.
- Plug the power cords of your computer and your monitor into a nearby electrical outlet.



Note: Audio output is only for audio output model. Please check user manual for more instruction.



External controls

1	Function key 	User Define(Default is Modes Hot Key)
2	Function key 	User Define(Default is Brightness)
3	Function key 	Input Switch Hot Key
4	Function key 	Main Menu Hot Key
5	Dc Power	Power on/off the monitor

Regulations and safety notices

FCC notices

This device has been tested and found to comply with the limits for a Class B digital device pursuant to Part 15 of the FCC rules. These limits are designed to provide reasonable protection against harmful interference in a residential installation. This device generates, uses, and can radiate radio frequency energy and, if not installed and used in accordance with the instructions, may cause harmful interference to radio communications. However, there is no guarantee that interference will not occur in a particular installation. If this device does cause harmful interference to radio or television reception, which can be determined by turning the device off and on, the user is encouraged to try to correct the interference by one or more of the following measures:

- Reorient or relocate the receiving antenna.
- Increase the separation between the device and receiver.
- Connect the device into an outlet on a circuit different from that to which the receiver is connected.
- Consult the dealer or an experienced radio/television technician for help.

CE declaration of conformity

Hereby, Acer Inc., declares that this LCD monitor is in compliance with the essential requirements and other relevant provisions of EMC Directive 2014/30/EU, Low Voltage Directive 2014/35/EU, and RoHS Directive 2011/65/EU and Directive 2009/125/EC with regard to establishing a framework for the setting of ecodesign requirements for energy-related product.

Notice: Shielded cables

All connections to other computing devices must be made using shielded cables to maintain compliance with EMC regulations.

Notice: Peripheral devices

Only peripherals (input/output devices, terminals, printers, etc.) certified to comply with the Class B limits may be attached to this equipment. Operation with non-certified peripherals is likely to result in interference to radio and TV reception.

Caution

Changes or modifications not expressly approved by the manufacturer could void the user authority, which is granted by the Federal Communications Commission, to operate this product.

In order to prevent damage to the monitor, do not lift the monitor by its base.

Operation conditions

This device complies with Part 15 of the FCC Rules. Operation is subject to the following two conditions: (1) this device may not cause harmful interference, and (2) this device must accept any interference received, including interference that may cause undesired operation.

Notice: Canadian users

CAN ICES-3(B)/NMB-3(B)

Restriction on Hazardous Substances statement (India)

This product complies with the "India E-waste Rule 2016" and prohibits use of lead, mercury, hexavalent chromium, polybrominated biphenyls or polybrominated diphenyl ethers in concentrations exceeding 0.1 weight % and 0.01 weight % for cadmium, except for the exemptions set in Schedule 2 of the Rule.

Disposal of waste equipment by user in private household in the European Union



This symbol on the product or on its packaging indicates that this product must not be disposed of with your other household waste. Instead, it is your responsibility to dispose of your waste equipment by handing it over to a designated collection point for the recycling of waste electrical and electronic equipment. The separate collection and recycling of your waste equipment at the time of disposal will help to conserve natural resources and ensure that it is recycled in a manner that protects human health and the environment. For more information about where you can drop off your waste equipment for recycling, please contact your local city office, your household waste disposal service or the shop where you purchased the product.

Acer monitor is purposed for video and visual display of information obtained from electronic devices.

SPECIFICATION

LCD Panel	Driving system	TFT Color LCD	
	Size	25"W (63cm)	
	Pixel pitch	0.27888mm(H) x 0.2823mm(V)	
	Brightness	300cd/m ² (Typical)	
	Contrast	100,000,000:1Max. (ACM)	
	Viewable angle	178° (H) 178° (V) (CR≥10) (Typical)	
	Response time	4ms (G to G,Typical)	
	Panel Type	In-Plane Switching	
	Video	R, G, B Analog Interface	
	H-Frequency	30K-83KHz(VGA), 30K-95KHz(HDMI),95K-95KHz(DP)	
V-Frequency	48-75Hz		
Display Colors	16.7M Colors		
Dot Clock	170MHz (VGA) 200MHz(HDMI&DP)		
Max. Resolution	1920x1200@60Hz(VGA) 1920x1200@75Hz(HDMI&DP)		
Plug & Play	VESA DDCCI/DCC2B		
Energy Efficiency Class	A		
*Annual Energy Consumption	41 (kWh) (for HDMI-input Model)		
Power consumption @200cd/m ²	ON Mode	16.5W(typ.)	
	Sleep Mode	0.5W(typ.)	
	Off Mode	0.47W(typ.)	
Input Connector	D-Sub DP (Only DP Model)(Optional) HDMI (Only HDMI Model)		
Input Video Signal	Analog:0.7Vp-p(standard), 75 OHM, Positive DP (Only DP Model)(Optional) HDMI signal (Only HDMI-Input Model)		
Speakers	2W x 2 (Only Audio-Input Model) (Typical)		
Audio	Audio-Input (Only Audio-Input Model)		
	Audio-Output (Only Audio-Output Model)		
Maximum Screen Size	Horizontal:535.45mm Vertical:338.76mm		
Power Source	100-240V~, 50/60Hz		
Environmental Considerations	Operating Temp: 0°C to 40°C Storage Temp: -20°C to 60°C Operating Humidity: 20% to 80%		
Dimensions	546.2(W) x 411.8~531.8(H) x 207.5(D)mm		
Weight (N. W.)	5.17kg Unit (net)		
Mechanism spec	Tilt: -5° to +25° Swivel: Yes Height adjustment: 120 mm Pivot: Yes Detachable foot stand: Yes		
External Controls:	Functions	Brightness Contrast Black Boost Blue Light ACM Super Sharpness Auto Config H. Position V. Position Focus Clock Gamma Color Temp. Modes sRGB Mode Grayscale Mode 6-axis Hue 6-axis Saturate	Volume Mute Over Drive Adaptive SYNC Refresh Rate Num Language OSD Timeout Transparency OSD Lock OSD Lock Input Auto Source Wide Mode Hot Key Assignment DDC/CI HDMI Black Level Quick Start Mode Reset
* All specifications are subject to change without notice.			

Find manuals and other documents for your Acer product on the official Acer support website.

*Annual energy consumption is calculated using the typical power consumption 4 hours per day, 365 days per year.



Acer Incorporated
 8F, 88, Sec. 1, Xintai 5th Rd., Xizhi
 New Taipei City 221, Taiwan

Declaration of Conformity

We,

Acer Incorporated
 8F, 88, Sec. 1, Xintai 5th Rd., Xizhi, New Taipei City 221, Taiwan

And,

Acer Italy s.r.l.
 Via Lepetit, 40, 20020 Lainate (MI) Italy
 Tel: +39-02-939-921 ,Fax: +39-02 9399-2913
 www.acer.it

Product:	LCD Monitor
Trade Name:	Acer
Model Number:	BW257
SKU Number:	BW257 XXXXXX
	(*"x" = 0-9, a ~ z, A ~ Z, or blank)

We, Acer Incorporated, hereby declare under our sole responsibility that the product described above is in conformity with the relevant Union harmonization legislations as below Directive and following harmonized standards and/or other relevant standards have been applied:

EMC Directive: 2014/30/EU

<input checked="" type="checkbox"/> EN 55032:2012/AC:2013 Class B	<input checked="" type="checkbox"/> EN 55024:2010
<input checked="" type="checkbox"/> EN 61000-3-2:2014 Class D	<input checked="" type="checkbox"/> EN 61000-3-3:2013

LVD Directive: 2014/35/EU

<input checked="" type="checkbox"/> EN 60950-1:2006/A11:2009/A1:2010/A12:2011/A2:2013

RoHS Directive: 2011/65/EU

<input checked="" type="checkbox"/> EN 50581:2012

ErP Directive: 2009/125/EC

<input checked="" type="checkbox"/> Regulation (EC) No. 1275/ 2008; EN 50564:2011

Year to begin affixing CE marking: 2018.

RU Jan / Sr. Manager
Acer Incorporated (Taipei, Taiwan)

Jul. 31, 2018
Date



Acer Incorporated
8F, 88, Sec. 1, Xintai 5th Rd., Xizhi
New Taipei City 221, Taiwan

Konformitätserklärung

Wir,

Acer Incorporated
8F, 88, Sec. 1, Xintai 5th Rd., Xizhi, New Taipei City 221, Taiwan,

Und

Acer Italy s.r.l.
Via Lepetit, 40, 20020 Lainate (MI) Italy
Tel.: +39-02-939-921, Fax: +39-02 9399-2913
www.acer.it

Produkt:	LCD-Monitor
Handelsbezeichnung:	Acer
Modellnummer:	BW257
Artikelnummer:	BW257 XXXXXX

(„x“ = 0 bis 9, a bis z, A bis Z oder Leerzeichen)

Wir, Acer Incorporated, erklären hiermit in alleiniger Verantwortung, dass das oben beschriebene Produkt mit den relevanten Angleichungsrechtsvorschriften der Union entsprechend der nachstehenden Richtlinie übereinstimmt und folgende harmonisierte Standards und/oder anderen relevanten Standards angewandt wurden:

EMV-Richtlinie: 2014/30/EU

<input checked="" type="checkbox"/> EN 55032:2012/AC:2013 Klasse B	<input checked="" type="checkbox"/> EN 55024:2010
<input checked="" type="checkbox"/> EN 61000-3-2:2014 Klasse D	<input checked="" type="checkbox"/> EN 61000-3-3:2013

LVD-Richtlinie: 2014/35/EU

<input checked="" type="checkbox"/> EN 60950-1:2006/A11:2009/A1:2010/A12:2011/A2:2013

RoHS-Richtlinie: 2011/65/EU

<input checked="" type="checkbox"/> EN 50581:2012

Ökodesign-Richtlinie (ErP): 2009/125/EG

<input checked="" type="checkbox"/> Verordnung (EG) Nr. 1275/2008; EN 50564:2011
--

Jahr, in dem mit der Anbringung der CE-Kennzeichnung begonnen wird: 2018.

RU Jan / leitender Manager
Acer Incorporated (Taipeh, Taiwan)

Jul. 31, 2018
Datum



Déclaration de conformité

Nous,

Acer Incorporated

8F, 88, Sec. 1, Xintai 5th Rd., Xizhi, New Taipei City 221, Taiwan

Et,

Acer Italy s.r.l.

Via Lepetit, 40, 20020 Lainate (MI) Italy

Tél : +39-02-939-921, Fax : +39-02 9399-2913

www.acer.it

Produit :	Moniteur LCD
Nom commercial :	Acer
Numéro de modèle :	BW257
Numéro SKU :	BW257 XXXXXX

("x" = 0-9, a-z, A-Z, ou blanc)

Nous, Acer Incorporated, déclarons par la présente, sous notre seule responsabilité, que le produit décrit ci-dessus est conforme aux législations d'harmonisation pertinentes de l'Union comme la directive ci-dessous, et que les normes harmonisées suivantes et / ou d'autres normes pertinentes ont été appliquées :

Directive CEM : 2014/30/UE

EN 55032:2012/AC:2013 Classe B

EN 61000-3-2:2014 Classe D

EN 55024:2010

EN 61000-3-3:2013

Directive LVD : 2014/35/UE

EN 60950-1:2006/A11:2009/A1:2010/A12:2011/A2:2013

Directive RoHS : 2011/65/UE

EN 50581:2012

Directive ErP : 2009/125/CE

Règlementation (CE) n° 1275/2008; EN 50564:2011

Année de début concernant l'apposition du marquage CE : 2018.

RU Jan / Dirigeant
Acer Incorporated (Taipei, Taiwan)

Jul. 31, 2018
Date



Acer Incorporated
8F, 88, Sec. 1, Xintai 5th Rd., Xizhi
New Taipei City 221, Taiwan

Declaración de conformidad

Nosotros,

Acer Incorporated

8F, 88, Sec. 1, Xintai 5th Rd., Xizhi, New Taipei City 221, Taiwán

Y,

Acer Italy, S.R.L.

Via Lepetit, 40, 20020 Lainate (MI) Italy

Tel: +39-02-939-9211, Fax: +39-02 9399-2913

www.acer.it

Producto:	Monitor LCD
Nombre comercial:	Acer
Número de modelo:	BW257
Número de Referencia (SKU):	BW257 XXXXXX
	("x" = 0-9, a ~ z, A ~ Z, o en blanco)

Nosotros, Acer Incorporated, por la presente declaramos bajo nuestra exclusiva responsabilidad que el producto descrito anteriormente cumple con la normativa de armonización correspondiente en la Unión Europea, la Directiva a continuación y las siguientes normas armonizadas y/o se han aplicado otras normas pertinentes:

Directiva CEM: 2014/30/UE

EN 55032:2012/AC:2013 Clase B

EN 55024:2010

EN 61000-3-2:2014 Clase D

EN 61000-3-3:2013

Directiva de baja tensión: 2014/35/UE

EN 60950-1:2006/A11:2009/A1:2010/A12:2011/A2:2013

Directiva RoHS: 2011/65/UE

EN 50581:2012

Directiva ErP: 2009/125/CE

Reglamento (CE) N° 1275/ 2008; EN 50564:2011

Año para empezar a aplicar el marcado CE: 2018.

RU Jan / Administrador Superior
Acer Incorporated (Taipei, Taiwán)

Jul. 31, 2018
Fecha



Acer Incorporated
8F, 88, Sec. 1, Xintai 5th Rd., Xizhi
New Taipei City 221, Taiwan

Dichiarazione di conformità

Con la presente,

Acer Incorporated

8F, 88, Sec. 1, Xintai 5th Rd., Xizhi, New Taipei City 221, Taiwan

E,

Acer Italy s.r.l.

Via Lepetit, 40, 20020 Lainate (MI) Italy

Tel: +39-02-939-921, Fax: +39-02 9399-2913

www.acer.it

Prodotto: Monitor LCD
Denominazione commerciale: Acer
Numero modello: BW257
Numero articolo (SKU): BW257 XXXXXX
("x" = 0~9, a~z, A~Z, o spazio)

Acer Incorporated, dichiara sotto la propria responsabilità che il prodotto sopra descritto è conforme alle pertinenti normative di armonizzazione dell'Unione, come le Direttive che seguono, e che sono state applicate le seguenti norme armonizzate e/o altre norme pertinenti:

Direttiva EMC: 2014/30/UE

EN 55032:2012/AC:2013 Classe B

EN 55024:2010

EN 61000-3-2:2014 Classe D

EN 61000-3-3:2013

Direttiva LVD: 2014/35/EU

EN 60950-1:2006 / A11:2009 / A1:2010 / A12:2011 / A2:2013

Direttiva RoHS: 2011/65/UE

EN 50581:2012

Direttiva ErP: 2009/125/CE

Regolamento (CE) numero 1275/ 2008; EN 50564:2011

Anno per iniziare l'apposizione della marcatura CE: 2018.

RU Jan / Senior Manager
Acer Incorporated (Taipei, Taiwan)

Jul. 31, 2018
Data



Acer Incorporated
8F, 88, Sec. 1, Xintai 5th Rd., Xizhi
New Taipei City 221, Taiwan

Conformiteitverklaring

Wij,

Acer Incorporated
8F, 88, Sec. 1, Xintai 5th Rd., Xizhi, New Taipei City 221, Taiwan

En,

Acer Italy s.r.l.
Via Lepetit, 40, 20020 Lainate (MI) Italy
Tel: +39-02-939-921, Fax: +39-02 9399-2913
www.acer.it

Product:	LCD-monitor
Handelsnaam:	Acer
Modelnummer:	BW257
SKU-nummer:	BW257 XXXXXX
	("x" = 0-9, a ~ z, A ~ Z, of leeg)

Wij, Acer Incorporated, verklaren hierbij onder exclusieve verantwoordelijkheid dat het hierboven beschreven product voldoet aan de relevante wetten op harmonisering in de Unie zoals in de onderstaande Richtlijn en dat de geharmoniseerde normen en/of andere relevante standaarden werden toegepast:

EMC-richtlijn: 2014/30/EU

<input checked="" type="checkbox"/> EN 55032:2012/AC:2013 Klasse B	<input checked="" type="checkbox"/> EN 55024:2010
<input checked="" type="checkbox"/> EN 61000-3-2:2014 Klasse D	<input checked="" type="checkbox"/> EN 61000-3-3:2013

LVD-richtlijn: 2014/35/EU

<input checked="" type="checkbox"/> EN 60950-1:2006/A11:2009/A1:2010/A12:2011/A2:2013

RoHS-richtlijn: 2011/65/EU

<input checked="" type="checkbox"/> EN 50581:2012

ErP-richtlijn: 2009/125/EG

<input checked="" type="checkbox"/> Verordening (EG) nr. 1275/ 2008; EN 50564:2011
--

Jaar om de CE-markering te beginnen aanbrengen: 2018.

RU Jan / Sr. Manager
Acer Incorporated (Taipei, Taiwan)

Jul. 31, 2018
Date



Acer Incorporated
8F, 88, Sec. 1, Xintai 5th Rd., Xizhi
New Taipei City 221, Taiwan

Português
brasileiro

Declaração de Conformidade

Nós,

Acer Incorporated

8F, 88, Sec. 1, Xintai 5th Rd., Xizhi, New Taipei City 221, Taiwan

E,

Acer Italy s.r.l.

Via Lepetit, 40, 20020 Lainate (MI) Italy

Tel: +39-02-939-921, Fax: +39-02 9399-2913

www.acer.it

Produto:

Monitor LCD

Designação comercial:

Acer

Número do modelo:

BW257

Número SKU:

BW257 XXXXXX

("x" = 0-9, a-z, A-Z, ou espaço em branco)

Nós, Acer Incorporated, declaramos sob nossa exclusiva responsabilidade que o produto acima descrito está em conformidade com a legislação de harmonização da União e que foram aplicadas as Diretivas e normas indicadas abaixo e/ou outras normas relevantes:

Diretiva CEM: 2014/30/UE

EN 55032:2012/AC:2013 Classe B

EN 55024:2010

EN 61000-3-2:2014 Classe D

EN 61000-3-3:2013

Diretiva LVD: 2014/35/UE

EN 60950-1:2006/A11:2009/A1:2010/A12:2011/A2:2013

Diretiva RSP: 2011/65/UE

EN 50581:2012

Diretiva ErP: 2009/125/CE

Regulamentação (CE) N°. 1275/ 2008; EN 50564:2011

Ano para iniciar a utilização da marca CE: 2018.

RU Jan / Administrador
Acer Incorporated (Taipé, Taiwan)

Jul. 31, 2018
Data



Acer America Corporation
333 West San Carlos St., San Jose
Suite 1500
CA 95110, U. S. A.
Tel : 254-298-4000
Fax : 254-298-4147
www.acer.com



Federal Communications Commission Declaration of Conformity

This device complies with Part 15 of the FCC Rules. Operation is subject to the following two conditions: (1) this device may not cause harmful interference, and (2) this device must accept any interference received, including interference that may cause undesired operation.

The following local Manufacturer /Importer is responsible for this declaration:

Product:	LCD Monitor
Model Number:	BW257
SKU Number:	BW257 xxxxxx ("x" = 0~9, a ~ z, or A ~ Z)
Name of Responsible Party:	Acer America Corporation
Address of Responsible Party:	333 West San Carlos St. Suite 1500 San Jose, CA 95110 U. S. A.
Contact Person:	Acer Representative
Phone No.:	254-298-4000
Fax No.:	254-298-4147



ENERGY STAR®

Acer's ENERGY STAR qualified products save you money by reducing energy costs and helps protect the environment without sacrificing features or performance. Acer is proud to offer our customers products with the ENERGY STAR mark.

What is ENERGY STAR?

Products that are ENERGY STAR qualified use less energy and prevent greenhouse gas emissions by meeting strict energy efficiency guidelines set by the

U.S. Environmental Protection Agency. Acer is committed to offer products and services worldwide that help customers save money, conserve energy and improve the quality of our environment. The more energy we can save through energy efficiency, the more we reduce greenhouse gases and the risks of climate change. More information refers to <http://www.energystar.gov>.

Acer ENERGY STAR qualified products:

- Produce less heat and reduce cooling loads, and warmer climates.
- Automatically go into "display sleep" within 5 minutes of inactivity.
- Wake the monitor when it is in Active Off mode, move the mouse or press any keyboard key.

ENERGY STAR and the ENERGY STAR mark are registered U.S. marks

English

For customers who own the EPEAT registered-products¹, Acer offers the following services at your costs²:

1. Additional 3 years warranty
2. For the product life extension³, through the use of compatible parts of after-market, or refurbished with equal or higher specification, we offer spare parts or replacement parts for 5 years after end of production

For those INSTITUTIONAL customers who own the EPEAT registered-products¹, Acer offers following additional services at your costs²:

1. Product take-back program of Notebooks, Desktops and Monitors
2. Battery take-back program of Battery Pack of Notebooks
3. Packaging take-back program⁴ for packaging which were shipped with EPEAT registered¹ Notebooks, Desktop and Monitor products

For more details of above services, please visit local Acer website

1 EPEAT registered-products, please visit <http://www.epeat.net>

2 Service availability and costs vary by country; for details, please refer to local Acer website or contact local Acer representatives.

3 Service for product life extension is available in limited countries, please refer to local Acer website or contact local Acer representatives for details.

4 Service for packaging take back program is free of charge and available in limited countries, please refer to local Acer website or contact local Acer representatives for details.

繁體中文 (台灣適用)

對於擁有 EPEAT 註冊登錄產品 1 的客戶，為了延長產品使用年限，宏碁提供以下服務 2：

1. 除了基本保固外，另提供 3 年延長保固
2. 對於延長產品使用年限，經由使用相容的零件、市場取得或更高規格的翻新零件，我們提供產品停產後 5 年零件替換服務

對於擁有 EPEAT 註冊登錄產品 1 的政府機關、學校客戶，宏碁提供以下的服務 3：

1. 筆記型電腦、桌上型電腦及螢幕的產品回收
2. 筆記型電腦的電池回收
3. 筆記型電腦、桌上型電腦及螢幕產品的包材回收

對於上述服務之詳細資訊，請洽宏碁官方網站 <http://www.acer.com.tw/ac/zh/TW/content/service-content#epeat>

1 合格註冊登錄之 EPEAT 產品，請至 <http://www.epeat.net> 查詢

2 相關費用請洽上述網站

3 各機型提供之回收服務可能有差異

Congratulations!

This product is TCO Certified – for Sustainable IT



TCO Certified is an international third party sustainability certification for IT products. TCO Certified ensures that the manufacture, use and recycling of IT products reflect environmental, social and economic responsibility. Every TCO Certified product model is verified by an accredited independent test laboratory.

This product has been verified to meet all the criteria in TCO Certified, including:

Corporate Social Responsibility

Socially responsible production - working conditions and labor law in manufacturing country

Energy Efficiency

Energy efficiency of product and power supply. Energy Star compliant, where applicable

Environmental Management System

Manufacturer must be certified according to either ISO 14001 or EMAS

Minimization of Hazardous Substances

Limits on cadmium, mercury, lead & hexavalent chromium including requirements for mercury-free products, halogenated substances and hazardous flame retardants

Design for Recycling

Coding of plastics for easy recycling. Limit on the number of different plastics used.

Product Lifetime, Product Take Back

Minimum one-year product warranty. Minimum three-year availability of spare parts. Product takeback

Packaging

Limits on hazardous substances in product packaging. Packaging prepared for recycling

Ergonomic, User-centered design

Visual ergonomics in products with a display. Adjustability for user comfort (displays, headsets)

Acoustic performance – protection against sound spikes (headsets) and fan noise (projectors, computers)

Ergonomically designed keyboard (notebooks)

Electrical Safety, minimal electro-magnetic Emissions

Third Party Testing

All certified product models have been tested in an independent, accredited laboratory.

A detailed criteria set is available for download at www.tcodevelopment.com, where you can also find a searchable database of all TCO Certified IT products.

TCO Development, the organization behind TCO Certified, has been an international driver in the field of Sustainable IT for 20 years. Criteria in TCO Certified are developed in collaboration with scientists, experts, users and manufacturers. Organizations around the world rely on TCO Certified as a tool to help them reach their sustainable IT goals. We are owned by TCO, a non-profit organization representing office workers. TCO Development is headquartered in Stockholm, Sweden, with regional presence in North America and Asia.

For more information, please visit
www.tcodevelopment.com

Regulatory Compliance



Type Approval
Safety
Regular Production
Surveillance
www.tuv.com
ID: **411022907**



Bilfsqualität
ISO 9241:307
www.tuv.com
ID: **411022907**





Recyclable Paper

