


*acer*

PE270K



*PE0* Series

# **USER GUIDE**



# Acer LCD Monitor Quick Start Guide (QSG)

## Important safety instructions

Please read the following instructions carefully.


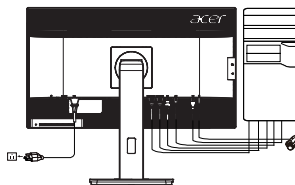
- To clean the LCD monitor screen:
  - Turn off the LCD monitor and unplug the power cord.
  - Spray a non-solvent cleaning solution onto a rag and clean the screen gently.
- Do not place the LCD monitor near a window. Exposing the monitor to rain, moisture or sunlight can severely damage it.
- Do not apply pressure to the LCD screen. Excessive pressure may cause permanent damage to the display.
- Do not remove the cover or attempt to service this unit yourself. An authorized technician should perform servicing of any nature.
- Store the LCD monitor in a room with a temperature of  $-20^{\circ}$  to  $60^{\circ}$  C ( $-4^{\circ}$  to  $140^{\circ}$  F). Storing the LCD monitor outside this range may result in permanent damage.
- Immediately unplug your monitor and call an authorized technician if any of the following circumstances occur:
  - Monitor-to-PC signal cable is frayed or damaged.
  - Liquid spills onto the LCD monitor or the monitor is exposed to rain.
  - The LCD monitor or case is damaged.

## Attaching the monitor to the base

- Remove the monitor from the packaging.
- Attach the footstand to the base. (for selected models).
- Turn clockwise to lock. Ensure that the base is locked onto the stand. (for selected models)
- Secure the base to the stand by turning the screw using the intergrated tab or a suitable coin. (for selected models)

## Connecting your monitor to a computer

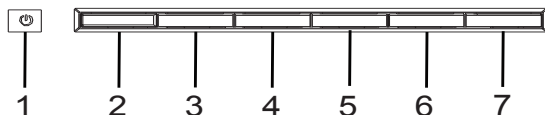
- Turn off your computer and unplug your computer's power cord.
- Connect the signal cable to the DP (optional) and/or HDMI (optional) input socket of the monitor, and the DP (optional) and/or HDMI (optional) output socket of the graphics card on the computer. Then tighten the thumbscrews on the signal cable connector.
- USB 3.0 Type C-C Cable (Optional, USB Type-C input models only) Connect one end of the USB 3.0 type C-C cable (optional) to your computer and connect the other end to your electric devices.
- Connect the USB Cable(Optional)  
Connect the USB 3.0 cable to port for fast charge.  
Connect the USB 3.0 cable to port.
- Optional: Connect the audio input socket (AUDIO IN) of the LCD monitor and the line-out port on the computer with the audio cable.
- Insert the monitor power cable into the power port at the back of the monitor.
- Plug the power cords of your computer and your monitor into a nearby electrical outlet.








Note: Audio output is only for audio output model. Please check user manual for more instruction.

## FreeSync (HDMI/DP):

It can allow a FreeSync supported graphics source to dynamically adjust display refresh rate based on typical content frame rates for power efficient, virtually stutter free and low-latency display update.



## External controls

1&2	Power button	Turns the monitor on/off. Blue indicates power on. Amber indicates standby/ power saving mode.
3	Function key 	<ol style="list-style-type: none"> <li>Press to view Main page. Press again to enter next function in the Function Menu.</li> <li>When the Function Menu is active, press this key selected or move to the next function.</li> </ol>
4	Function key 	<ol style="list-style-type: none"> <li>Press to view Main page. Press again to enter Input select function.</li> <li>When the Function Menu is active, press this button selected or move to the previous function.</li> </ol>
5	Function key 	<ol style="list-style-type: none"> <li>Press to view Main page. Press again to enter Volume adjustment function.</li> <li>When the Function Menu is active, this button will enter a selection in the OSD.</li> </ol>
6	Function key 	<ol style="list-style-type: none"> <li>Press to view Main page. Press again to enter brightness adjustment function.</li> <li>When the Function Menu is active. Press to return previous Menu or exit current Menu..</li> </ol>
7	Function key 	<ol style="list-style-type: none"> <li>When the Main page is active, Press to trigger the Game mode control</li> <li>When the Function Menu is active, press to exit current Menu.</li> </ol>

**Note:** Acer monitor is purposed for video and visual display of information obtained from electronic devices.

## Regulations and safety notices

### FCC notices

This device has been tested and found to comply with the limits for a Class B digital device pursuant to Part 15 of the FCC rules. These limits are designed to provide reasonable protection against harmful interference in a residential installation. This device generates, uses, and can radiate radio frequency energy and, if not installed and used in accordance with the instructions, may cause harmful interference to radio communications. However, there is no guarantee that interference will not occur in a particular installation. If this device does cause harmful interference to radio or television reception, which can be determined by turning the device off and on, the user is encouraged to try to correct the interference by one or more of the following measures:

- Reorient or relocate the receiving antenna.
- Increase the separation between the device and receiver.
- Connect the device into an outlet on a circuit different from that to which the receiver is connected.
- Consult the dealer or an experienced radio/television technician for help.

### CE declaration of conformity

Hereby, Acer Inc., declares that this LCD monitor is in compliance with the essential requirements and other relevant provisions of EMC Directive 2014/30/EU, Low Voltage Directive 2014/35/EU, and RoHS Directive 2011/65/EU and Directive 2009/125/EC with regard to establishing a framework for the setting of ecodesign requirements for energy-related product.

### Notice: Shielded cables

All connections to other computing devices must be made using shielded cables to maintain compliance with EMC regulations.

### Notice: Peripheral devices

Only peripherals (input/output devices, terminals, printers, etc.) certified to comply with the Class B limits may be attached to this equipment. Operation with non-certified peripherals is likely to result in interference to radio and TV reception.

#### Caution

Changes or modifications not expressly approved by the manufacturer could void the user authority, which is granted by the Federal Communications Commission, to operate this product. In order to prevent damage to the monitor, do not lift the monitor by its base.

#### Operation conditions

This device complies with Part 15 of the FCC Rules. Operation is subject to the following two conditions: (1) this device may not cause harmful interference, and (2) this device must accept any interference received, including interference that may cause undesired operation.

#### Notice: Canadian users

CAN ICES-3(B)/NMB-3(B)

#### Restriction on Hazardous Substances statement (India)

This product complies with the "India E-waste Rule 2016" and prohibits use of lead, mercury, hexavalent chromium, polybrominated biphenyls or polybrominated diphenyl ethers in concentrations exceeding 0.1 weight % and 0.01 weight % for cadmium, except for the exemptions set in Schedule 2 of the Rule.

#### Disposal of waste equipment by user in private household in the European Union



This symbol on the product or on its packaging indicates that this product must not be disposed of with your other household waste. Instead, it is your responsibility to dispose of your waste equipment by handing it over to a designated collection point for the recycling of waste electrical and electronic equipment. The separate collection and recycling of your waste equipment at the time of disposal will help to conserve natural resources and ensure that it is recycled in a manner that protects human health and the environment. For more information about where you can drop off your waste equipment for recycling, please contact your local city office, your household waste disposal service or the shop where you purchased the product.

Acer monitor is purposed for video and visual display of information obtained from electronic devices.

## SPECIFICATION

LCD Panel	Driving system	TFT Color LCD
	Size	27"W (69cm)
	Pixel pitch	0.155mm(H) x 0.155mm(V)
	Brightness	350cd/m <sup>2</sup> (Typical)
	Contrast	100,000,000:1Max. (ACM)
	Viewable angle	178° (H) 178° (V) (CR≥10) (Typical)
	Response time	4ms (G to G,Typical)
	Panel Type	In-Plane Switching
Video	Video	Digital interface
	H-Frequency	HDMI/Type-C : 30~160KHz , DP : 160~160KHz
	V-Frequency	DP/Type-C : 40~60Hz , HDMI : 40~75Hz
Display Colors	1.07Billion Colors	
Dot Clock	600MHz	
Max. Resolution	3840x2160@60Hz	
Plug & Play	YESA DDCI/DDC2B	
Energy Efficiency Class	B	
*Annual Energy Consumption	139 (kWh) (for HDMI-input Model)	
Power consumption @200cd/m <sup>2</sup>	ON Mode	36W(typ.)
	Sleep Mode	0.5W(typ.)
	Off Mode	0.4W(typ.)

Input Connector		HDMI (Only HDMI Model) DP (Only DP-Input Model) USB 3.0 Type C (Gen1)(Only Type C model) USB Hub / USB3.0 x 4 (Only USB Hub Model)	
Input Video Signal		DP signal (Only DP Model) HDMI signal (Only HDMI-Input Model)(Optional) USB 3.0 Type C (Gen1)(Only Type C model)	
Speakers		2W x 2	
Audio		Audio-Input (Only Audio-Input Model)	
		Audio-Output (Only Audio-Output Model)	
Maximum Screen Size		Horizontal:596.6mm Vertical:335.7mm	
Power Source		100-240V~, 50/60Hz	
Environmental Considerations		Operating Temp: 5° to 35°C Storage Temp: -20° to 60°C Operating Humidity: 10% to 85%	
Dimensions		614(W) x 407~522(H) x 207(D)mm	
Weight (N. W.)		7.22kg Unit (net)	
Mechanism spec		Tilt: -5° to +20° (Only at the highest point can 20 degrees of recline be offered for the angle of elevation) Swivel: -45° to +45° Height adjustment: 115 mm Pivot: -90° to +90° Detachable foot stand: Yes	
External Controls:		Switch / Buttons	Power Button Input switch Volume  Brightness Modes Main Menu OSD Page Right/Left
		Functions	Brightness Volume Contrast Over Drive Black Boost Aim Point Blue Light Language ACM OSD Timeout Super Sharpness Transparency Auto Config (only Analog input model) Refresh Rate Num H. Position(only Analog input model) Input  V. Position (only Analog input model) Auto Source Focus (only Analog input model) Wide Mode Clock (only Analog input model) Hot Key Assignment Gamma DDC/CI Color Temp HDMI Black Level sRGB mode Quick Start Mode 6-axis Hue Reset 6-axis Saturate MPRT
* All specifications are subject to change without notice.			

Find manuals and other documents for your Acer product on the official Acer support website.

\*Annual energy consumption is calculated using the typical power consumption 4 hours per day, 365 days per year..



**Acer Incorporated**  
8F, 88, Sec. 1, Xintai 5th Rd., Xizhi  
New Taipei City 221, Taiwan

## Declaration of Conformity

We,

**Acer Incorporated**  
8F, 88, Sec. 1, Xintai 5th Rd., Xizhi, New Taipei City 221, Taiwan

And,

**Acer Italy s.r.l.**  
Via Lepetit, 40, 20020 Lainate (MI) Italy  
Tel: +39-02-939-921 ,Fax: +39-02 9399-2913  
www.acer.it

<b>Product:</b>	<b>LCD Monitor</b>
<b>Trade Name:</b>	<b>Acer</b>
<b>Model Number:</b>	<b>PE270K</b>
<b>SKU Number:</b>	<b>PE270K XXXXXX</b>
	<b>(*"x" = 0-9, a ~ z, A ~ Z, or blank)</b>

We, Acer Incorporated, hereby declare under our sole responsibility that the product described above is in conformity with the relevant Union harmonization legislations as below Directive and following harmonized standards and/or other relevant standards have been applied:

**EMC Directive: 2014/30/EU**

<input checked="" type="checkbox"/> EN 55032:2012/AC:2013 Class B	<input checked="" type="checkbox"/> EN 55024:2010
<input checked="" type="checkbox"/> EN 61000-3-2:2014 Class D	<input checked="" type="checkbox"/> EN 61000-3-3:2013

**LVD Directive: 2014/35/EU**

<input checked="" type="checkbox"/> EN 60950-1:2006/A11:2009/A1:2010/A12:2011/A2:2013
---

**RoHS Directive: 2011/65/EU**

<input checked="" type="checkbox"/> EN 50581:2012
---

**ErP Directive: 2009/125/EC**

<input checked="" type="checkbox"/> Regulation (EC) No. 1275/ 2008; EN 50564:2011
---

Year to begin affixing CE marking: 2017.

**RU Jan / Sr. Manager**  
**Acer Incorporated (Taipei, Taiwan)**

**Dec. 1, 2017**  
**Date**



**Acer Incorporated**  
8F, 88, Sec. 1, Xintai 5th Rd., Xizhi  
New Taipei City 221, Taiwan

Deutsch

## Konformitätserklärung

Wir,

**Acer Incorporated**  
8F, 88, Sec. 1, Xintai 5th Rd., Xizhi, New Taipei City 221, Taiwan,

Und

**Acer Italy s.r.l.**  
Via Lepetit, 40, 20020 Lainate (MI) Italy  
Tel.: +39-02-939-921, Fax: +39-02 9399-2913  
www.acer.it

**Produkt:** LCD-Monitor  
**Handelsbezeichnung:** Acer  
**Modellnummer:** PE270K  
**Artikelnummer:** PE270K XXXXXX  
(„x“ = 0 bis 9, a bis z, A bis Z oder Leerzeichen)

Wir, Acer Incorporated, erklären hiermit in alleiniger Verantwortung, dass das oben beschriebene Produkt mit den relevanten Angleichungsrechtsvorschriften der Union entsprechend der nachstehenden Richtlinie übereinstimmt und folgende harmonisierte Standards und/oder anderen relevanten Standards angewandt wurden:

**EMV-Richtlinie: 2014/30/EU**

<input checked="" type="checkbox"/> EN 55032:2012/AC:2013 Klasse B	<input checked="" type="checkbox"/> EN 55024:2010
<input checked="" type="checkbox"/> EN 61000-3-2:2014 Klasse D	<input checked="" type="checkbox"/> EN 61000-3-3:2013

**LVD-Richtlinie: 2014/35/EU**

<input checked="" type="checkbox"/> EN 60950-1:2006/A11:2009/A1:2010/A12:2011/A2:2013
---

**RoHS-Richtlinie: 2011/65/EU**

<input checked="" type="checkbox"/> EN 50581:2012
---

**Ökodesign-Richtlinie (ErP): 2009/125/EG**

<input checked="" type="checkbox"/> Verordnung (EG) Nr. 1275/ 2008; EN 50564:2011
---

Jahr, in dem mit der Anbringung der CE-Kennzeichnung begonnen wird: 2017.

**RU Jan / leitender Manager**  
**Acer Incorporated (Taipeh, Taiwan)**

**Dec. 1, 2017**  
**Datum**





Acer Incorporated  
8F, 88, Sec. 1, Xintai 5th Rd., Xizhi  
New Taipei City 221, Taiwan

## Déclaration de conformité

Nous,

**Acer Incorporated**

8F, 88, Sec. 1, Xintai 5th Rd., Xizhi, New Taipei City 221, Taiwan

Et,

**Acer Italy s.r.l.**

Via Lepetit, 40, 20020 Lainate (MI) Italy

Tél : +39-02-939-921, Fax : +39-02 9399-2913

www.acer.it

**Produit :**

**Moniteur LCD**

**Nom commercial :**

**Acer**

**Numéro de modèle :**

**PE270K**

**Numéro SKU :**

**PE270K XXXXXX**

**("x" = 0-9, a~z, A~Z, ou blanc)**

Nous, Acer Incorporated, déclarons par la présente, sous notre seule responsabilité, que le produit décrit ci-dessus est conforme aux législations d'harmonisation pertinentes de l'Union comme la directive ci-dessous, et que les normes harmonisées suivantes et / ou d'autres normes pertinentes ont été appliquées :

**Directive CEM : 2014/30/UE**

EN 55032:2012/AC:2013 Classe B

EN 55024:2010

EN 61000-3-2:2014 Classe D

EN 61000-3-3:2013

**Directive LVD : 2014/35/UE**

EN 60950-1:2006/A11:2009/A1:2010/A12:2011/A2:2013

**Directive RoHS : 2011/65/UE**

EN 50581:2012

**Directive ErP : 2009/125/CE**

Règlementation (CE) n° 1275/2008; EN 50564:2011

Année de début concernant l'apposition du marquage CE : 2017.

**RU Jan / Dirigeant**  
**Acer Incorporated (Taipei, Taiwan)**

**Dec. 1, 2017**  
**Date**



**Acer Incorporated**  
8F, 88, Sec. 1, Xintai 5th Rd., Xizhi  
New Taipei City 221, Taiwan

## Declaración de conformidad

Nosotros,

**Acer Incorporated**  
8F, 88, Sec. 1, Xintai 5th Rd., Xizhi, New Taipei City 221, Taiwán

Y,

**Acer Italy, S.R.L.**  
Via Lepetit, 40, 20020 Lainate (MI) Italy  
Tel: +39-02-939-921, Fax: +39-02 9399-2913  
www.acer.it

<b>Producto:</b>	<b>Monitor LCD</b>
<b>Nombre comercial:</b>	<b>Acer</b>
<b>Número de modelo:</b>	<b>PE270K</b>
<b>Número de Referencia (SKU):</b>	<b>PE270K XXXXXX</b>
	<b>("x" = 0-9, a-z, A-Z, o en blanco)</b>

Nosotros, Acer Incorporated, por la presente declaramos bajo nuestra exclusiva responsabilidad que el producto descrito anteriormente cumple con la normativa de armonización correspondiente en la Unión Europea, la Directiva a continuación y las siguientes normas armonizadas y/o se han aplicado otras normas pertinentes:

**Directiva CEM: 2014/30/UE**

<input checked="" type="checkbox"/> EN 55032:2012/AC:2013 Clase B	<input checked="" type="checkbox"/> EN 55024:2010
<input checked="" type="checkbox"/> EN 61000-3-2:2014 Clase D	<input checked="" type="checkbox"/> EN 61000-3-3:2013

**Directiva de baja tensión: 2014/35/UE**

<input checked="" type="checkbox"/> EN 60950-1:2006/A11:2009/A1:2010/A12:2011/A2:2013
---

**Directiva RoHS: 2011/65/UE**

<input checked="" type="checkbox"/> EN 50581:2012
---

**Directiva ErP: 2009/125/CE**

<input checked="" type="checkbox"/> Reglamento (CE) N° 1275/ 2008; EN 50564:2011
--

Año para empezar a aplicar el marcado CE: 2017.

**RU Jan / Administrador Superior**  
**Acer Incorporated (Taipei, Taiwán)**

**Dec. 1, 2017**  
**Fecha**



**Acer Incorporated**  
8F, 88, Sec. 1, Xintai 5th Rd., Xizhi  
New Taipei City 221, Taiwan

## Dichiarazione di conformità

Con la presente,

**Acer Incorporated**

8F, 88, Sec. 1, Xintai 5th Rd., Xizhi, New Taipei City 221, Taiwan

E,

**Acer Italy s.r.l.**

Via Lepetit, 40, 20020 Lainate (MI) Italy

Tel: +39-02-939-921, Fax: +39-02 9399-2913

www.acer.it

<b>Prodotto:</b>	<b>Monitor LCD</b>
<b>Denominazione commerciale:</b>	<b>Acer</b>
<b>Numero modello:</b>	<b>PE270K</b>
<b>Numero articolo (SKU):</b>	<b>PE270K XXXXXX</b>
	<b>("x" = 0~9, a~z, A~Z, o spazio)</b>

Acer Incorporated, dichiara sotto la propria responsabilità che il prodotto sopra descritto è conforme alle pertinenti normative di armonizzazione dell'Unione, come le Direttive che seguono, e che sono state applicate le seguenti norme armonizzate e/o altre norme pertinenti:

**Direttiva EMC: 2014/30/UE**

EN 55032:2012/AC:2013 Classe B

EN 55024:2010

EN 61000-3-2:2014 Classe D

EN 61000-3-3:2013

**Direttiva LVD: 2014/35/EU**

EN 60950-1:2006 / A11:2009 / A1:2010 / A12:2011 / A2:2013

**Direttiva RoHS: 2011/65/UE**

EN 50581:2012

**Direttiva ErP: 2009/125/CE**

Regolamento (CE) numero 1275/ 2008; EN 50564:2011

Anno per iniziare l'apposizione della marcatura CE: 2017.

**RU Jan / Senior Manager**  
**Acer Incorporated (Taipei, Taiwan)**

**Dec. 1, 2017**  
**Data**



Acer Incorporated  
8F, 88, Sec. 1, Xintai 5th Rd., Xizhi  
New Taipei City 221, Taiwan

## Conformiteitverklaring

Wij,

**Acer Incorporated**

8F, 88, Sec. 1, Xintai 5th Rd., Xizhi, New Taipei City 221, Taiwan

En,

**Acer Italy s.r.l.**

Via Lepetit, 40, 20020 Lainate (MI) Italy

Tel: +39-02-939-921, Fax: +39-02-9399-2913

www.acer.it

<b>Product:</b>	<b>LCD-monitor</b>
<b>Handelsnaam:</b>	<b>Acer</b>
<b>Modelnummer:</b>	<b>PE270K</b>
<b>SKU-nummer:</b>	<b>PE270K XXXXXX</b>
	<b>("x" = 0-9, a ~ z, A ~ Z, of leeg)</b>

Wij, Acer Incorporated, verklaren hierbij onder exclusieve verantwoordelijkheid dat het hierboven beschreven product voldoet aan de relevante wetten op harmonisering in de Unie zoals in de onderstaande Richtlijn en dat de geharmoniseerde normen en/of andere relevante standaarden werden toegepast:

**EMC-richtlijn: 2014/30/EU**

<input checked="" type="checkbox"/> EN 55032:2012/AC:2013 Klasse B	<input checked="" type="checkbox"/> EN 55024:2010
<input checked="" type="checkbox"/> EN 61000-3-2:2014 Klasse D	<input checked="" type="checkbox"/> EN 61000-3-3:2013

**LVD-richtlijn: 2014/35/EU**

<input checked="" type="checkbox"/> EN 60950-1:2006/A11:2009/A1:2010/A12:2011/A2:2013
---

**RoHS-richtlijn: 2011/65/EU**

<input checked="" type="checkbox"/> EN 50581:2012
---

**ErP-richtlijn: 2009/125/EG**

<input checked="" type="checkbox"/> Verordening (EG) nr. 1275/2008; EN 50564:2011
---

Jaar om de CE-markering te beginnen aanbrengen: 2017.

**RU Jan / Sr. Manager**  
**Acer Incorporated (Taipei, Taiwan)**

**Dec. 1, 2017**  
**Date**



Acer Incorporated  
8F, 88, Sec. 1, Xintai 5th Rd., Xizhi,  
New Taipei City 221, Taiwan

## Declaração de Conformidade

Nós,

**Acer Incorporated**

8F, 88, Sec. 1, Xintai 5th Rd., Xizhi, New Taipei City 221, Taiwan

E,

**Acer Italy s.r.l.**

Via Lepetit, 40, 20020 Lainate (MI) Italy

Tel: +39-02-939-921, Fax: +39-02 9399-2913

www.acer.it

**Produto:**

**Monitor LCD**

**Designação comercial:**

**Acer**

**Número do modelo:**

**PE270K**

**Número SKU:**

**PE270K XXXXXX**

("x" = 0-9, a-z, A-Z, ou espaço em branco)

Nós, Acer Incorporated, declaramos sob nossa exclusiva responsabilidade que o produto acima descrito está em conformidade com a legislação de harmonização da União e que foram aplicadas as Diretivas e normas indicadas abaixo e/ou outras normas relevantes:

**Diretiva CEM: 2014/30/UE**

EN 55032:2012/AC:2013 Classe B

EN 55024:2010

EN 61000-3-2:2014 Classe D

EN 61000-3-3:2013

**Diretiva LVD: 2014/35/UE**

EN 60950-1:2006/A11:2009/A1:2010/A12:2011/A2:2013

**Diretiva RSP: 2011/65/UE**

EN 50581:2012

**Diretiva ErP: 2009/125/CE**

Regulamentação (CE) N°. 1275/ 2008; EN 50564:2011

Ano para iniciar a utilização da marca CE: 2017.

**RU Jan / Administrador**  
**Acer Incorporated (Taipé, Taiwan)**

**Dec. 1, 2017**  
**Data**

## Congratulations!

### This product is TCO Certified – for Sustainable IT



TCO Certified is an international third party sustainability certification for IT products. TCO Certified ensures that the manufacture, use and recycling of IT products reflect environmental, social and economic responsibility. Every TCO Certified product model is verified by an accredited independent test laboratory.

This product has been verified to meet all the criteria in TCO Certified, including:

#### **Corporate Social Responsibility**

Socially responsible production - working conditions and labor law in manufacturing country

#### **Energy Efficiency**

Energy efficiency of product and power supply. Energy Star compliant, where applicable

#### **Environmental Management System**

Manufacturer must be certified according to either ISO 14001 or EMAS

#### **Minimization of Hazardous Substances**

Limits on cadmium, mercury, lead & hexavalent chromium including requirements for mercury-free products, halogenated substances and hazardous flame retardants

#### **Design for Recycling**

Coding of plastics for easy recycling. Limit on the number of different plastics used.

#### **Product Lifetime, Product Take Back**

Minimum one-year product warranty. Minimum three-year availability of spare parts. Product takeback

#### **Packaging**

Limits on hazardous substances in product packaging. Packaging prepared for recycling

#### **Ergonomic, User-centered design**

Visual ergonomics in products with a display. Adjustability for user comfort (displays, headsets)

Acoustic performance – protection against sound spikes (headsets) and fan noise (projectors, computers)

Ergonomically designed keyboard (notebooks)

#### **Electrical Safety, minimal electro-magnetic Emissions**

#### **Third Party Testing**

All certified product models have been tested in an independent, accredited laboratory.

A detailed criteria set is available for download at [www.tcodevelopment.com](http://www.tcodevelopment.com), where you can also find a searchable database of all TCO Certified IT products.

TCO Development, the organization behind TCO Certified, has been an international driver in the field of Sustainable IT for 20 years. Criteria in TCO Certified are developed in collaboration with scientists, experts, users and manufacturers. Organizations around the world rely on TCO Certified as a tool to help them reach their sustainable IT goals. We are owned by TCO, a non-profit organization representing office workers. TCO Development is headquartered in Stockholm, Sweden, with regional presence in North America and Asia.

For more information, please visit  
[www.tcodevelopment.com](http://www.tcodevelopment.com)



## **ENERGY STAR®**

Acer's ENERGY STAR qualified products save you money by reducing energy costs and helps protect the environment without sacrificing features or performance. Acer is proud to offer our customers products with the ENERGY STAR mark.

### **What is ENERGY STAR?**

Products that are ENERGY STAR qualified use less energy and prevent greenhouse gas emissions by meeting strict energy efficiency guidelines set by the

U.S. Environmental Protection Agency. Acer is committed to offer products and services worldwide that help customers save money, conserve energy and improve the quality of our environment. The more energy we can save through energy efficiency, the more we reduce greenhouse gases and the risks of climate change. More information refers to <http://www.energystar.gov>.

### **Acer ENERGY STAR qualified products:**

- Produce less heat and reduce cooling loads, and warmer climates.
- Automatically go into "display sleep" within 5 minutes of inactivity.
- Wake the monitor when it is in Active Off mode, move the mouse or press any keyboard key.

ENERGY STAR and the ENERGY STAR mark are registered U.S. marks

## English

For customers who own the EPEAT registered-products<sup>1</sup>, Acer offers the following services at your costs<sup>2</sup>:

1. Additional 3 years warranty
2. For the product life extension<sup>3</sup>, through the use of compatible parts of after-market, or refurbished with equal or higher specification, we offer spare parts or replacement parts for 5 years after end of production

For those INSTITUTIONAL customers who own the EPEAT registered-products<sup>1</sup>, Acer offers following additional services at your costs<sup>2</sup>:

1. Product take-back program of Notebooks, Desktops and Monitors
2. Battery take-back program of Battery Pack of Notebooks
3. Packaging take-back program<sup>4</sup> for packaging which were shipped with EPEAT registered<sup>1</sup> Notebooks, Desktop and Monitor products

For more details of above services, please visit local Acer website

1 EPEAT registered-products, please visit <http://www.epeat.net>

2 Service availability and costs vary by country; for details, please refer to local Acer website or contact local Acer representatives.

3 Service for product life extension is available in limited countries, please refer to local Acer website or contact local Acer representatives for details.

4 Service for packaging take back program is free of charge and available in limited countries, please refer to local Acer website or contact local Acer representatives for details.

## 繁體中文 (台灣適用)

對於擁有 EPEAT 註冊登錄產品 1 的客戶，為了延長產品使用年限，宏碁提供以下服務 2：

1. 除了基本保固外，另提供 3 年延長保固
2. 對於延長產品使用年限，經由使用相容的零件、市場取得或更高規格的翻新零件，我們提供產品停產後 5 年零件替換服務

對於擁有 EPEAT 註冊登錄產品 1 的政府機關、學校客戶，宏碁提供以下的服務 3：

1. 筆記型電腦、桌上型電腦及螢幕的產品回收
2. 筆記型電腦的電池回收
3. 筆記型電腦、桌上型電腦及螢幕產品的包材回收

對於上述服務之詳細資訊，請洽宏碁官方網站 <http://www.acer.com.tw/ac/zh/TW/content/service-content#epeat>

1 合格註冊登錄之 EPEAT 產品，請至 <http://www.epeat.net> 查詢

2 相關費用請洽上述網站

3 各機型提供之回收服務可能有差異



Regulatory Compliance



UA.TR.060





MU.TAL00.005



Recyclable Paper



F41G27M178610A----